

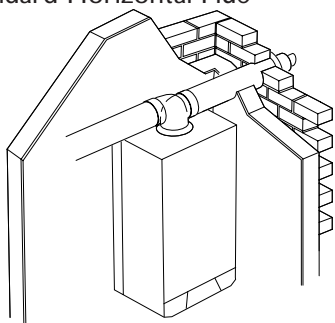
WALL HUNG COMBI BOILER

XTRAFAST
COMBI

XTRAFAST COMBI 96, 120

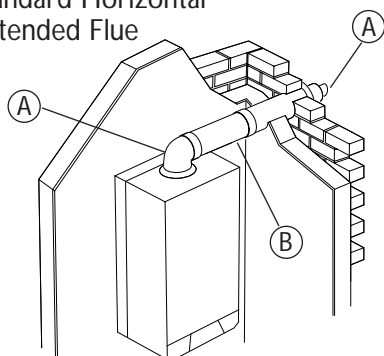
HORIZONTAL FLUE OPTIONS

Standard Horizontal Flue



MODEL	MAX LENGTH OF STANDARD PACK	DESCRIPTION OF PARTS REQUIRED	PART NUMBER
ALL	1m	Standard Horizontal Flue Kit (Measured from the elbow)	86285

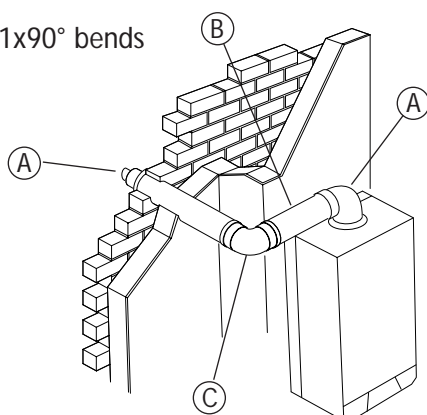
Standard Horizontal Extended Flue



MODEL	MAX FLUE LENGTH (m)	DESCRIPTION OF PARTS REQUIRED	PART NUMBER
96	3.5m	(A) Standard Horizontal Flue Kit	86285
120	2.5m	(B) 1m Extension Pipe (as required)	85091

NOTE: Max. flue length does not include flue elbow.

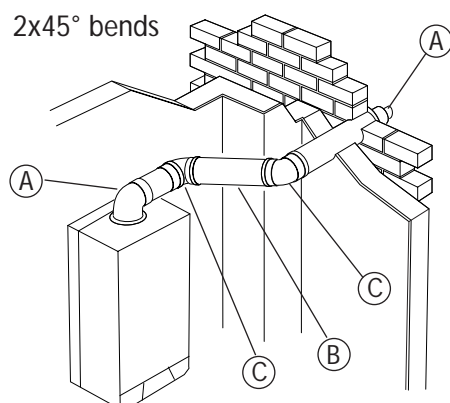
1x90° bends



MODEL	MAX FLUE LENGTH (m)	DESCRIPTION OF PARTS REQUIRED	PART NUMBER
96	*2.5m	(A) Standard Horizontal Flue Kit	86285
120	*1.5m	(B) 1m Extension Pipe (as required)	85091
	* Reduce length by 1m for every further 90° bend used	(C) 90° Bend (as required)	85092

NOTE: Max. flue length does not include flue elbow or bend.

2x45° bends



MODEL	MAX FLUE LENGTH (m)	DESCRIPTION OF PARTS REQUIRED	PART NUMBER
96	*2.5m	(A) Standard Horizontal Flue Kit	86285
120	*1.5m	(B) 1m Extension Pipe (as required)	85091
	* Reduce length by 0.5m for every further 45° bend used	(C) 45° Bend (as required)	85093

NOTE: Max. flue length does not include flue elbow or bends.

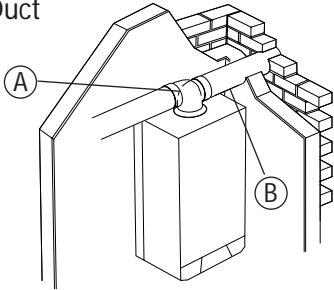
WALL HUNG COMBI BOILER

XTRAFAST COMBI



XTRAFAST COMBI 96, 120

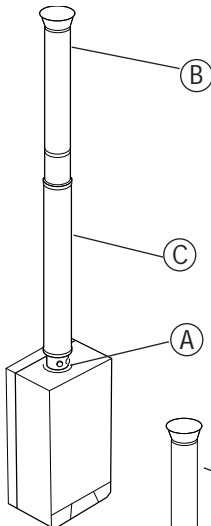
Se-Duct



MODEL	MAX FLUE LENGTH (m)	DESCRIPTION OF PARTS REQUIRED	PART NUMBER
96	3.5m	(A) Elbow Kit	459113
120	2.5m	(B) 0.5m Extension Pipe (as required)	459112

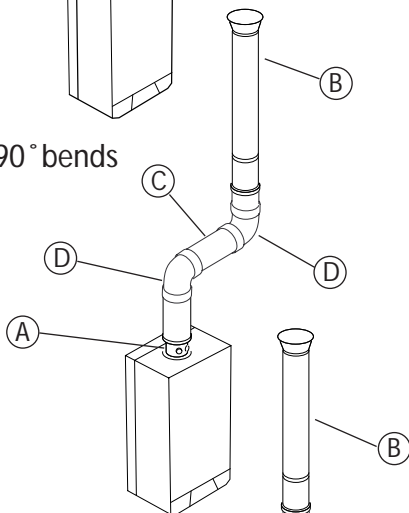
VERTICAL FLUE OPTIONS

Straight



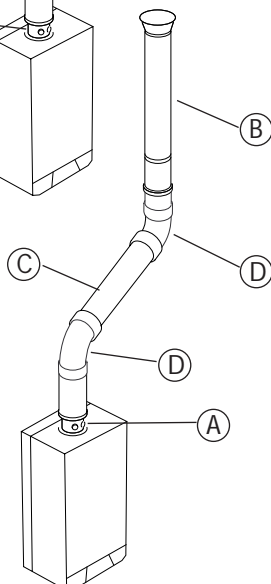
MODEL	MAX FLUE LENGTH (m)	DESCRIPTION OF PARTS REQUIRED	PART NUMBER
96	11.5m	(A) Vertical Flue Adaptor Kit	459106
120	7.5m	(B) Roof Terminal	456045
		(C) 1m Extension Pipe (as required)	456057

2x90° bends



MODEL	MAX FLUE LENGTH (m)	DESCRIPTION OF PARTS REQUIRED	PART NUMBER
96	*9.5m	(A) Vertical Flue Adaptor Kit	459106
120	*5.5m	(B) Roof Terminal	456045
		(C) 1m Extension Pipe (as required)	456057
		(D) 90° Bend (as required)	456067
		*Reduce length by 1m for every further 90° bend used	

2x45° bends



MODEL	MAX FLUE LENGTH (m)	DESCRIPTION OF PARTS REQUIRED	PART NUMBER
96	*10.5m	(A) Vertical Flue Adaptor Kit	459106
120	*6.5m	(B) Roof Terminal	456045
		(C) 1m Extension Pipe (as required)	456057
		(D) 45° Bend (as required)	456068
		*Reduce length by 0.5m for every further 45° bend used	

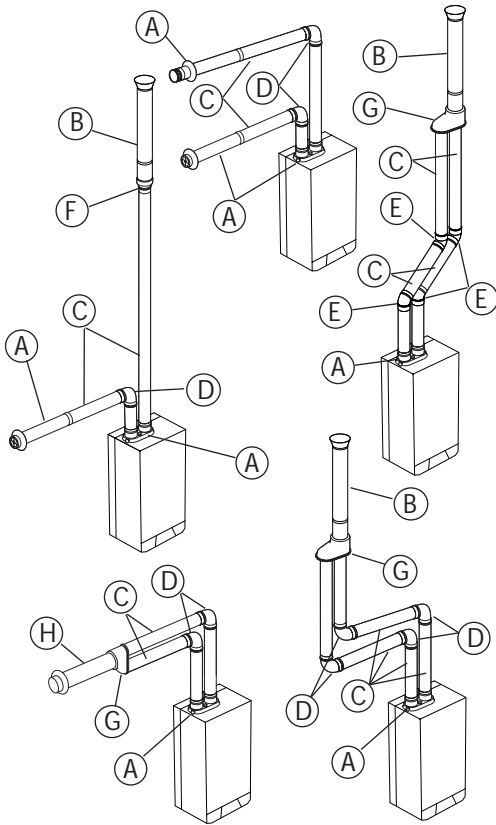
WALL HUNG COMBI BOILER

XTRAFAST COMBI



XTRAFAST COMBI 96, 120

TWIN FLUE OPTIONS



MODEL	MAX FLUE LENGTH (m)	DESCRIPTION OF PARTS REQUIRED	PART NUMBER
-------	---------------------	-------------------------------	-------------

96	21m Horizontal	(A) Separator & Terminal Kit	459111
120	15m Horizontal	(B) Roof Terminal	456045
96	25m Vertical	(C) 1m Extension Pipe	459115
120	17m Vertical	(D) 90° Bend (as required)	456064
		(E) 45° Bend (as required)	456063
		(F) Single Pipe to Concentric Adaptor	85119
		(G) Twin Pipe to Concentric Adaptor	456062
		(H) Horizontal Twin to Concentric Adaptor	459114

NOTE: The distances stated are for both pipes, see examples below :

Example 1. Air inlet 10.5m, flue outlet 10.5m (total 21m)

Example 2. Air inlet 6m, flue outlet 15m (total 21m)

Example 3. Air inlet 18m, flue outlet 3m (total 21m)

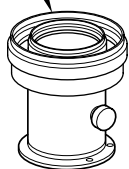
For every 90° bend, reduce flue length by 1m.

For every 45° bend, reduce flue length by 0.5m.

FLUE OPTIONS

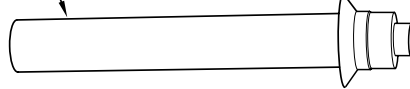
FLUE ADAPTOR KIT (INC. CONDENSATE TRAP) 459106

VERTICAL FLUE ADAPTOR

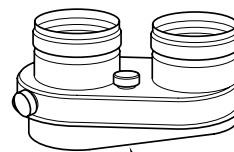


SEPARATOR & TERMINAL KIT (INC. CONDENSATE TRAP) 459111

TERMINAL



90° BEND X 2



TWIN FLUE ADAPTOR

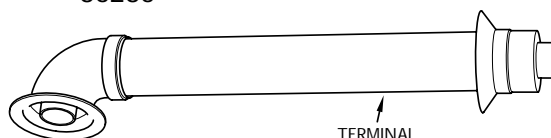
ROOF TERMINAL 456045



TERMINAL

STANDARD HORIZONTAL FLUE KIT 86285

FITTINGS PACK



TERMINAL

ACCESSORIES

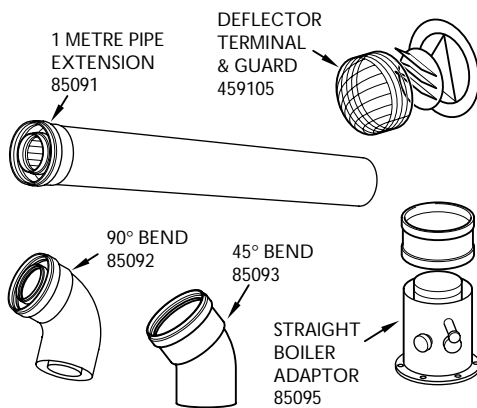
XTRAFAST COMBI

XTRAFAST COMBI 96, 120

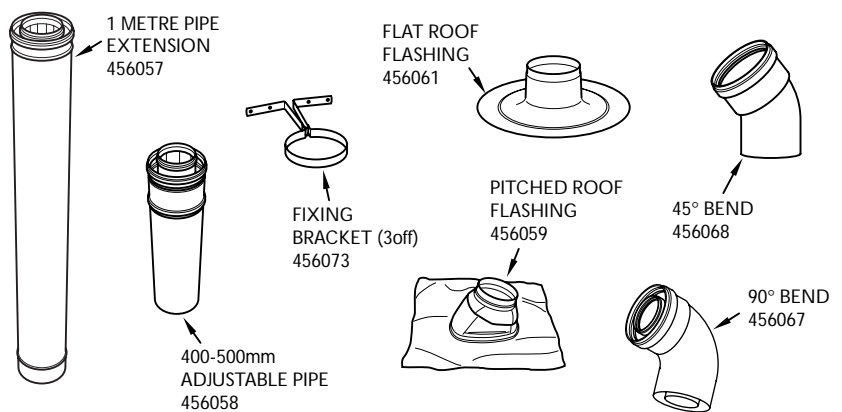


ACCESSORIES

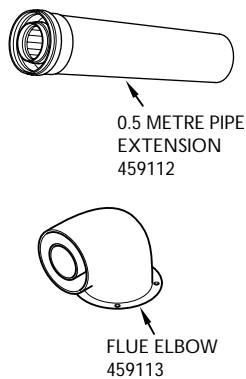
HORIZONTAL ACCESSORIES



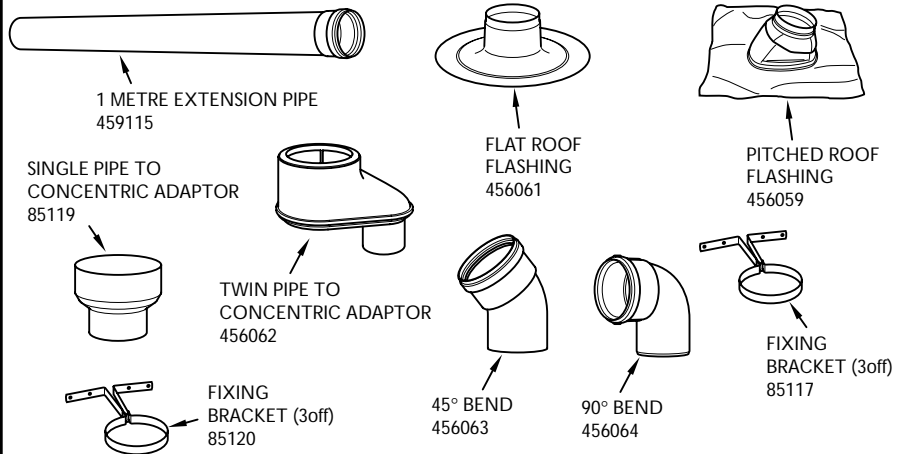
VERTICAL FLUE ACCESSORIES



SE-DUCT ACCESSORIES



TWIN FLUE ACCESSORIES



HEATCALL

One Contact-Local Service

Customer Services:
Telephone 01773 828100 Fax: 01773 828070



The code of practice for the installation,
commissioning & servicing of central heating systems



Hepworth Heating Ltd
A HEPWORTH PLC COMPANY

Nottingham Road, Belper, Derbyshire. DE56 1JT
General Sales Enquiries:
Telephone: 01773 824141 Fax: 01773 828123

The illustrations show our products as realistically as possible, however the limitations of photography and printing may result in goods varying slightly from the illustration.

Hepworth Heating Limited pursue a policy of continual improvement in design and performance of its products.

In pursuance of this policy we reserve the right to alter specification and designs.

The statutory rights of the consumer are not affected.